

SPECIFICATION DATA SHEET

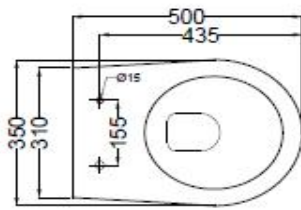
PRODUCT DETAILS

Manufacturer :	ESSCO	Type:	Wall Hung WC
Colour:	White	Flush valves	Regular, Dual & I Flush advantages
Outlet	Horizontal	Material:	Ceramic - Vitreous China
Technical Details:	Internal diameter of inlet hole dia. $\varnothing 55 \pm 3$ mm External diameter of outlet hole dia. $\varnothing 100 \pm 5$ mm		

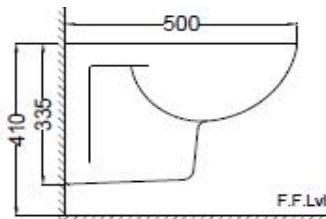
PRODUCT IMAGE



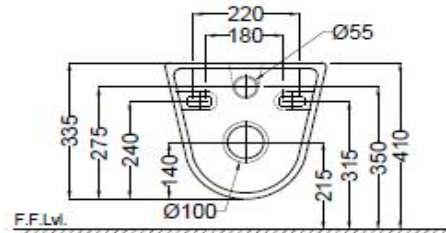
TECHNICAL DRAWING



TOP VIEW



SIDE VIEW



BACK VIEW

Product Dimension	350x500x335 mm	FEATURES
Product Weight	13.1 kg	Complete Trap Glaze, PP Normal Close Seat cover, Packed with Accessories, Trap glaze, Dual Flushing - 3/6 LPF, Anti germ glaze.
ACCESSORIES INCLUDED		
PP Normal Close Seat cover		ECS-WHT-101N
Inlet & Outlet gasket		ZPS-WHT-GK01
ACCESSORIES EXCLUDED		
Rag bolt		ZPS-SNS-RB01 & ZPS-MST-RB07
Concealed cistern model no		JCS-WHT-2400S,2400FS,2400WS

CERTIFICATION

All technical dimensions are in accordance to Bureau of Indian Standards

DISCLAIMER: Our every effort has been made to ensure factual accuracy, the information presented subject to changes due to requirements in different sites, markets and/ or countries. All dimensions are in mm (Tolerance ± 5 MM). Jaquar reserves the right to make the necessary amendments at any time without prior notice.